



# Kentucky High School Athletic Association

2280 Executive Drive ° Lexington, KY 40505 ° www.khsaa.org ° (859)299-5472 (859)293-5999 (fax)

## MEMORANDUM

To: Superintendent, Principal, and Athletic Director  
DuPont Manual High School

From: Brigid L. DeVries, Commissioner  
Larry Boucher, Assistant Commissioner, *LB*


Date: July 28, 2006

Subject: 2005-2006 Title IX Annual Report Forms Submission

Enclosed please find a copy of Form T-65, the 2005-2006 KHSAA Title IX Annual Report Submission Status Report. In addition, you may find an attachment with corrected copies of the forms submitted by your school personnel. Please review this information so the forms can be completed accurately in the future.

Also, KHSAA Audit Team Members may have requested resubmission of some of the 2005-2006 Annual Report Forms or need additional information on your athletic programs. Please submit this information by the date requested if this is applicable. Copies and all KHSAA Title IX documents must be kept current and included in your permanent Title IX File at the school. All documents are subject to Open Records Requests.

Should you need any further information, please do not hesitate to call anytime.



**KHSAA TITLE IX  
ANNUAL REPORT SUBMISSION  
STATUS REPORT  
2005-2006**

KHSAA  
Form T65 Revised 8/05

TO: KHSAA Member School Superintendents, Principals, and Athletic Directors

FROM: Brigid L. DeVries, Commissioner  
Larry Boucher, Assistant Commissioner

DATE: 7/27/2006

School	DuPont Manual	Reviewed by	Phyllis Catlett
--------	---------------	-------------	-----------------

The following is a status report regarding the required 2005 - 2006 Title IX Annual Report submission of forms due into the KHSAA office by April 15, 2006. Appropriate KHSAA Audit Team personnel have reviewed these forms and the following is a summary of this review.

I. Checklist of Forms properly submitted in a satisfactory manner:

<b>X</b>	GE 19 (Annual Verification)	<b>X</b>	T-35 (Budget Expenses)
<b>X</b>	T-1 (Summary Program Chart 1)	<b>X</b>	T-36 (Budget Expenses)
<b>X</b>	T-2 (Summary Program Chart 2)	<b>X</b>	T-41 (Checklist – Overall Interscholastic Program)
<b>X</b>	T-3 (Summary Program Chart 3)	<b>X</b>	T-60 (Corrective Action Plan)
<b>X</b>	T-4 (Summary Program Chart 4)	<b>X</b>	T-63 (Interscholastic Survey Results)

II. Status

A.	<b>X</b>	2005 – 2006 Forms are satisfactory and no further information or action is necessary at this time.
B.		Errors have been noted with respect to the following forms:
C.		The following forms were omitted and must be submitted by school representatives:
D.	<b>X</b>	Other Recommendation and Comments: Expenditures appear to be equitable according to the total expenditures submitted, however the report does not include the expenditures for travel for any sport. The school is advised that a method for tracking travel expenditures be implemented to truly reflect spending in all sports. These expenditures for travel should appear on the school T-35, and T-36 each year. Have a great summer.



**2005-2006 KENTUCKY HIGH SCHOOL ATHLETIC ASSOCIATION  
ANNUAL VERIFICATION OF TITLE IX PROCEDURES**  
(To be submitted by April 15, 2006 along with other required forms)

KHSAA  
Form GE19  
Rev. 9/05

The Manual High School, Louisville, Kentucky  
(Name of High School) (City)

certifies to the Kentucky High School Athletic Association that the following is an accurate and true representation of the facts surrounding compliance with 20 U.S.C. Sections 1681-1688, et. Seq. (also known as Title IX)

**I certify the following provisions in accordance with records at the school contained in the permanent Title IX file, and to the best of my knowledge have completed the following tasks (All boxes must be checked).**

- Established a gender equity committee at the high school. (list committee personnel and provide attachment if necessary)

Name	Address	Phone	Title
Larry Wooldridge	120 W. Lee	485-8489	Manual A.D.
Tim Healy	120 W. Lee	485-8241	Manual A.P.
Dana Shumate	VanHouse Center	485-6265	Manual Parent
Otis Ralston	4411 Shasta Tr.	969-6133	Manual Track
Rebecca Saksefski	9405 Jo Ct.	267-1201	Manual Student

- Scheduled a minimum of three meetings during the 2005-2006 school year on the following dates:

Jan. 2006  
Feb. 2006  
March 2006

- Designated the following person(s) as the Title IX coordinator for the school:

Tim Healy Assistant Principal 120 W. Lee St. 485-8241  
Name Title Address Phone

- Designated the following person(s) as the Title IX coordinator for the district:

Cheryl Walker Director, Compliance + Investigations / VanHouse 485-3341  
Name Title Address Phone

- School personnel are continuing to make periodic reviews of the boys' and girls' athletics program reflected in the Corrective Action Plan.

- In addition to the above information, the above referenced school maintains a complete permanent file relative to Title IX records including copies of the self-assessment audit, all corrective action plans, and other related materials.

Beverly Rogers 3/6/06 20  
Principal's Signature Date

Stephen Paulson [Signature]  
Superintendent Signature School Board Chairpersons' Signature

(Send original copy to KHSAA - Maintain duplicate in Title IX school folder)

**ACCOMMODATION OF INTERESTS AND ABILITIES  
SUMMARY PROGRAM CHART 1**

**Participation Opportunities Test One**

		(Column 1)	(Column 2)	(Column 3)	(Column 4)
	Program	Enrollment	Percentage of Total Enrollment	Number of Interscholastic Participants (double and triple count)	Percentage of Total Participation
Row 1	<b>GIRLS</b>	<b>1041</b>	<b>56%</b>	<b>481</b>	<b>47%</b>
Row 2	<b>BOYS</b>	<b>819</b>	<b>44%</b>	<b>552</b>	<b>53%</b>
Row 3	<b>Totals</b>	<b>1860</b>	<b>100%</b>	<b>1028</b>	<b>100%</b>

Instructions:

\*Number of 8<sup>th</sup> grade students & below used in Column 3 and Column 4 calculations if applicable: \_\_\_\_\_

- Determine the total number of girls enrolled, (place in Row 1, Column 1). Determine the total number of boys enrolled, (place in Row 2, Column 1).
- Add the total number of girls and boys enrolled to determine total enrollment, (place in Row 3, Column 1).
- Calculate the percentage of total enrollment that is female. (Divide Row 1, Column 1 by row 3, Column 1 and place in Row 1, Column 2.) Calculate the percentage of total enrollment that is male. (Divide Row 2, Column 1 by Row 3, Column 1 and place in Row 2, Column 2.) Note: Row 1, Column 2 plus Row 2, Column 2 should total 100%.
- Ask the head coaches to review the most updated eligibility or squad lists for their teams. Ask coaches to confirm the names of those individuals who are on the team as of the first **date of competition**, and cross out the names of those who were cut from the team or quit the team prior to the first competitive event. Determine the total number of interscholastic athletics participants that are girls, (and place in Row 1, Column 3). In order to determine the total number of athletics participants, an individual should be counted each time he or she participates on a team. For example, if Jane Doe competes on the varsity volleyball team, the junior varsity volleyball team, the junior varsity basketball team, and the varsity softball team, she should be counted as four participants (**do not include club or intramural sports participants, cheerleaders, dance teams, or pom squads**). Calculate the same way for boys and girls. \* In addition, should 8<sup>th</sup> grade students and below play on a Freshman, Junior Varsity, or Varsity team, they should also be counted for each team and sport on which they participate. If applicable, please asterisk the above notation as to how many 8<sup>th</sup> grade students & below are included in the totals. Using the same procedure, determine the total number of interscholastic athletic participants that are boys, (and place in Row 2, Column 3). Add Row 1, Column 3 plus Row 2, Column 3 to get total participants and place in Row 3, Column 3.
- Calculate the percentage of female participation. (Row 1, Column 3 divided by Row 3, Column 3 and place in Row 1, Column 4.) Calculate the percentage of male participation. (Row 2, Column 3 divided by Row 3, Column 3 and place in Row 2, Column 4.) Note: Row 1, Column 4 plus Row 2, Column 4 should total 100%.

Note: While being within three percent is not a formal compliance standard; if the percent listed in Row 1, Column 4 is within 3% of Row 1, Column 2, then it provides a good target within which compliance is likely.

Principal's Signature: \_\_\_\_\_

Date: \_\_\_\_\_

4/11/06

**ACCOMMODATION OF INTERESTS AND ABILITIES**  
**SUMMARY PROGRAM CHART 2**

**Participation Opportunities Test Two**

		Column 1	Column 2	Column 3	Column 4	Column 5
<b>Program</b>		<b>Number of Teams Currently Offered</b>	<b>Number of Participants</b>	<b>Number of Teams Added Since the beginning of the 2001-2002 School Year</b>	<b>Number of Participants Added Since the beginning of the 2001-2002 School Year</b>	<b>Percent of Total Participation By Sex Added Since the beginning of the 2001-2002 School Year</b>
<b>GIRLS</b>	<b>Row 1</b>	varsity:	10	191	0	
	<b>Row 2</b>	j.v.:	6	105	1	
	<b>Row 3</b>	frosh:	4	185	2	
	<b>Row 4</b>	total:	20	481	3	25%
<b>BOYS</b>	<b>Row 5</b>	varsity:	10	220	0	
	<b>Row 6</b>	j.v.:	6	165	1	
	<b>Row 7</b>	frosh:	4	167	0	
	<b>Row 8</b>	total:	20	552	1	.02%

- 1) For Column 1, list the number of interscholastic teams offered for girls and boys at each competitive level (varsity, junior varsity, and freshman). For girls, total each of the entries in Rows 1, 2, and 3 into Row 4. For boys, total Rows 5, 6, and 7 into Row 8.
- 2) For Column 2, list the number of participants at each level. For girls, total each of the entries in Rows 1, 2, and 3 into Row 4. For boys, total Rows 5, 6, and 7 into Row 8. **Note:** The totals in Row 4 for girls and in Row 8 for boys must be the same as the totals in Form T-1, Column 3, Rows 1 and 2 respectively.
- 3) For Column 3, list the number of interscholastic teams that have been added in the last five years at each competitive level. Count each team added during the 5 year period only one time. e.g. Girl's junior varsity soccer was added 3 years ago, count the team only once, not 3 times. For girls, total the entries in Rows 1, 2, and 3 into Row 4. For boys, total Rows 5, 6, and 7 into Row 8.
- 4) For Column 4, list the number of participants that are currently on each level of the teams that were added in the last five years. If a team was added previously but no longer exists, there are no current participants to be added for that team. For girls, total the entries in Rows 1, 2, and 3 into Row 4. For boys, total Rows 5, 6, and 7 into Row 8.
- 5) For Column 5, calculate the percentage of participants that have been added in the last five years. For girls, take the number in Column 4, Row 4 and divide by the number in Column 2, Row 4. For boys, take the number in Column 4, Row 8 and divide it by the number in Column 2, Row 8.

Note: If the percentage of current participants added in the last five years is 25% or greater, compliance with test two may be possible. If less than 25%, then compliance with test three should be analyzed. **CAUTION:** 25% is not a formal compliance standard.

Principal's Signature: \_\_\_\_\_

Date: \_\_\_\_\_

*Beverly Kopus*      4/11/06

**2005-2006**  
**ACCOMMODATION OF INTERESTS AND ABILITIES**  
**SUMMARY PROGRAM CHART 3**

**Participation Opportunities Test Three**

**FOR ANY QUESTION ANSWERED "YES" IDENTIFY THE RESPECTIVE SPORT(S).**

	<b>GIRLS</b> (Yes / No)		<b>BOYS</b> (Yes / No)
<b>1. For a sport not currently played at the interscholastic level (varsity, junior varsity, or freshman) in your school, is there an intramural team offered for that sport?</b>	NO		NO
<b>2. For a sport <u>not</u> currently offered in your interscholastic athletics program, is there sufficient interest to form a viable interscholastic team based on participation on an intramural team or community recreation teams?</b>	NO		NO
<b>3. For a sport <u>not</u> currently offered, is there sufficient interest, based on your most recent Student Interest Survey, to form a viable interscholastic team based on student responses from the interscholastic survey? If yes, what sport?</b>	YES LACROSSE		YES LACROSSE
<b>4. For a sport currently offered at the varsity level only, is there sufficient interest, based on your most recent Student Interest Survey, to form a viable team for a junior varsity or freshman team that is not currently offered?</b>	YES LACROSSE		YES LACROSSE
<b>5. For a sport currently offered at the junior varsity or freshman level is there sufficient interest, based on your most recent Student Interest Survey, to form a varsity team not currently offered?</b>	YES LACROSSE		YES LACROSSE
<b>6. If you answered YES to question (1), (2), (3), (4), or (5), are there enough high schools in your geographic area offering the sport (at the appropriate level) to allow for the development of a reasonable schedule of competition?</b>	YES		YES

Principal's Signature: *Beverly Keppus* Date: 4/11/06

**DuPont Manual High School**

120 West Lee Street  
Louisville, KY 40208  
(502) 485-8241

**DATE:** 4/11/06  
**FROM:** Larry A. Wooldridge, AD  
**RE:** Accommodation of Interest and Abilities

The duPont Manual Athletic Department will begin offering boys' and girls' lacrosse in the spring of 2007. This decision is based on the number of community lacrosse players who currently attend Manual and student interest.

**2005-2006**  
**ACCOMODATION OF INTERESTS AND ABILITIES**  
**SUMMARY PROGRAM CHART 4**

**Levels of Competition Test One**

		<b>Column 1</b>	<b>Column 2</b>	<b>Column 3</b>
<b>Girls</b>	<b>Team Levels</b>	<b>Number of Teams Currently Offered</b>	<b>Number of Participants</b>	<b>Percentage of Participants at Each Level</b>
<b>Row 1</b>	<b>varsity:</b>	<b>10</b>	<b>191</b>	<b>40%</b>
<b>Row 2</b>	<b>j.v.:</b>	<b>6</b>	<b>105</b>	<b>22%</b>
<b>Row 3</b>	<b>frosh:</b>	<b>4</b>	<b>185</b>	<b>38%</b>
<b>Row 4</b>	<b>total:</b>		<b>481</b>	<b>100%</b>
<b>Boys</b>				
<b>Row 5</b>	<b>varsity:</b>	<b>10</b>	<b>220</b>	<b>40%</b>
<b>Row 6</b>	<b>j.v.:</b>	<b>6</b>	<b>165</b>	<b>30%</b>
<b>Row 7</b>	<b>frosh:</b>	<b>4</b>	<b>167</b>	<b>30%</b>
<b>Row 8</b>	<b>total:</b>		<b>552</b>	<b>100%</b>

- 1) Column 1, list the number of interscholastic teams offered for girls and boys at each competitive level; varsity, junior varsity, and freshman. (Refer to Form T-2, Accommodation of Interests and Abilities, Summary Program Chart 2, Column 1.)
- 2) For Column 2, list the number of participants at each level. For girls, total the entries in Rows 1, 2, and 3 into Row 4. For boys, total the entries in Rows 5, 6, and 7 into Row 8. (Refer to Form T-2, Accommodation of Interests and Abilities, Summary Program Chart 2, Column 2.)
- 3) For Column 3, calculate the percentage of female and male participants at each level.  
For girls' varsity, junior varsity, and frosh, respectively:
  - Divide Column 2, Row 1 by Column 2, Row 4, and place the percentage in Column 3, Row 1.
  - Divide Column 2, Row 2 by Column 2, Row 4, and place the percentage in Column 3, Row 2.
  - Divide Column 2, Row 3 by Column 2, Row 4, and place the percentage in Column 3, Row 3.
  -
 For boys' varsity, junior varsity, and frosh, respectively:
  - Divide Column 2, Row 5 by Column 2, Row 8, and place the percentage in Column 3, Row 5.
  - Divide Column 2, Row 6 by Column 2, Row 8, and place the percentage in Column 3, Row 6.
  - Divide Column 2, Row 7 by Column 2, Row 8, and place the percentage in Column 3, Row 7.

Principal's Signature: \_\_\_\_\_

Date: \_\_\_\_\_



**2005-2006  
ACTUAL EXPENDITURES - PROGRAM COMPARISON CHART 1  
TO INCLUDE BOOSTER CLUB FUNDING**

	equipment and supplies		Travel See Attached Sheet		awards		coaches' salaries See Attached Sheet		facilities improvements * Indicates Alumni Department		publications (if sport-specific)	
	Expenditures		Expenditures		Expenditures		Expenditures		Expenditures		Expenditures	
	School	Booster	School	Booster	School	Booster	School	Booster	School	Booster	School	Booster
<i>502-2489 485-1100 Dover</i>	2,450	16,270			200	915			N/A	N/A	0	1,000
G basketball												
B basketball	2,601	25,317			200	800			N/A	N/A	0	1,000
G softball	4,222	20,521			200	1,000			N/A	13,000	0	0
B baseball	360	23,455			200	1,125			N/A	17,500*	0	750
G cross country	575	1,151			100	800			N/A	N/A	0	0
B cross country	575	1,151			100	800			N/A	N/A	0	0
G golf	500	N/A			50	N/A			N/A	N/A	0	0
B golf	220	N/A			50	N/A			N/A	N/A	0	0
G soccer	1,099	10,970			200	2,644			0	17,500*	0	0
B soccer	450	13,419			200	2,630			0	17,500*	0	0
G swimming	730	3,000			200	500			N/A	N/A	0	0
B swimming	730	3,000			200	500			N/A	N/A	0	0

1. Total expenditures on T-35 and T-36 on the 2005-2006 year report due by April 15, 2006, should reflect the total monies spent (rounded off to nearest hundred) for the entire school year of 2004-2005 ending June 30, 2005.
2. Booster Club Funding/Contributions must be included in the expenditures total.

Principal's Signature: *Doreen Deppa* Date: 4/11/06

**2005-2006  
ACTUAL EXPENDITURES - PROGRAM COMPARISON CHART 2  
TO INCLUDE BOOSTER CLUB FUNDING**


	equipment and supplies		Travel See Attached Sheet		awards		coaches' salaries See Attached Sheet		facilities improvements *Indicates Alumni Department		publications (if sport-specific)	
	Expenditures		Expenditures		Expenditures		Expenditures		Expenditures		Expenditures	
	School	Booster	School	Booster	School	Booster	School	Booster	School	Booster	School	Booster
G track	1,457	1,481			100	230			N/A	N/A	0	0
B track	1,457	1,481			100	230			N/A	N/A	0	0
G tennis	2,550	N/A			50	N/A			N/A	N/A	0	0
B tennis	347	N/A			50	N/A			N/A	N/A	0	0
G volleyball	682	4,606			100	1,497			N/A	N/A	0	0
B wrestling	560	800			100	630			N/A	N/A	0	0
G field hockey	309	43,371			250	4,221			0	29,000	0	0
B football	15,465	67,119			250	6,251			0	17,500*	0	1000
G (list sport)												
B (list sport)												

1. Total expenditures on T-35 and T-36 on the 2005-2006 year report due by April 15, 2006, should reflect the total monies spent (rounded off to nearest hundred) for the entire school year of 2004-2005 ending June 30, 2005.

2. Booster Club Funding/Contributions must be included in the expenditures total.

Indicate percentage of total expenditures for each gender:

Gender	Expenditures	Percentage
Boys	\$227,423	54%
Girls	\$193,701	46%
<b>Total:</b>	<b>\$421,124</b>	<b>100%</b>

Principal's Signature:  Date: 4/11/06

KRSAA  
Kara TSG  
12/1/05 9:35

*Revised Copy 4/27*

2005-2006  
**ACTUAL EXPENDITURES - PROGRAM COMPARISON CHART 2**  
TO INCLUDE BOOSTER CLUB FUNDING

*Supp. 5/1/06*

	equipment and supplies		Travel See Attached Sheet		awards		coaches' salaries See Attached Sheet		facilities improvements #Indicates Alumni Department		publications (if sport-specific)	
	School	Booster	School	Booster	School	Booster	School	Booster	School	Booster	School	Booster
G track	1,457	1,481			100	250	5,513.50		N/A	N/A	0	0
B track	1,457	1,481			100	250	4,139		N/A	N/A	0	0
G tennis	2,550	N/A			50	N/A	1,685		N/A	N/A	0	0
B tennis	347	N/A			50	N/A	2,958		N/A	N/A	0	0
G volleyball	682	4,606			100	1,497	5,676		N/A	N/A	0	0
B wrestling	560	800			100	650	4,484		N/A	N/A	0	0
G field hockey	309	43,371			250	4,221	7,763		0	29,000	0	0
B football	15,465	67,119			250	6,251	25,635		0	17,500*	0	1000
G (list sport)												
B (list sport)												

1. Total expenditures on I-35 and I-36 on the 2005-2006 year report due by April 15, 2006, should reflect the total monies spent (rounded off to nearest hundred) for the entire school year of 2004-2005 ending June 30, 2005.

2. Booster Club Funding/Contributions must be included in the expenditures total.

Indicate percentage of total expenditures for each gender:

Gender	Expenditures	Percentage
Boys	\$292,301	53%
Girls	\$244,531.50	47%
Total:	\$536,832.50	100%

*1529 - Good*  
*508, no including Appendix for Good*

Principal's Signature: \_\_\_\_\_

Date: \_\_\_\_\_

11156A  
Form T-35  
REV. 8/15

**2005-2006  
ACTUAL EXPENDITURES - PROGRAM COMPARISON CHART  
TO INCLUDE BOOSTER CLUB FUNDING**

	equipment and supplies		Travel See Attached Sheet		awards		teacher salaries See Attached Sheet		improvements * Indicates Alumni Department		publications (if sport-specific)	
	Expenditures		Expenditures		Expenditures		Expenditures		Expenditures		Expenditures	
	School	Booster	School	Booster	School	Booster	School	Booster	School	Booster	School	Booster
G basketball	2,450	16,270			200	915	10,845		N/A	N/A	0	1,000
B basketball	2,601	25,317			200	800	12,912		N/A	N/A	0	1,000
G softball	4,222	20,521			200	1,000	6,486		N/A	15,000	0	0
B baseball	360	23,455			200	1,125	4,770		N/A	17,500*	0	750
G cross country	575	1,151			100	800	2,951		N/A	N/A	0	0
B cross country	575	1,151			100	800	1,225.50		N/A	N/A	0	0
G golf	500	N/A			50	N/A	1,961		N/A	N/A	0	0
B golf	220	N/A			50	N/A	1,752		N/A	N/A	0	0
G soccer	1,099	10,970			200	2,644	5,781		0	17,500*	0	0
B soccer	450	13,419			200	2,630	5,138		0	17,500*	0	0
G swimming	730	3,000			200	500	2,169		N/A	N/A	0	0
B swimming	730	3,000			200	500	1,884.50		N/A	N/A	0	0

1. Total expenditures on T-35 and T-36 on the 2005-2006 year report due by April 15, 2006, should reflect the total monies spent (rounded off to nearest hundred) for the entire school year of 2004-2005 ending June 30, 2005.
2. Booster Club Funding/Contributions must be included in the expenditures total.

Principal's Signature: \_\_\_\_\_

Date: \_\_\_\_\_

**DATE:** 4/11/06  
**FROM:** Larry A. Wooldridge, AD  
**RE:** Budgeted and Actual Expenditures

*\$ 9,600.00*

**TRAVEL:** The athletic department pays travel expenses for all requested trips. 2004-05 travel expenses totaled \$8081.61. Individual parents transporting their own children provided all other travel. ✓

**COACHES SALARIES:**

ALL Salaries are determined and paid by JCPS. See attached salary schedule. "School Paid" coaches' salaries are paid by Booster Clubs to Manual High School, deposited, and a school check is sent to the Treasurer of JCPS who then processes the coaches' salary checks.

**FACILITIES IMPROVEMENT:**

The football, boys' soccer, girls' soccer, and baseball teams use Manual Stadium with the lighted stadium field, and baseball field. Home and visitor locker room renovations were funded by the duPont Manual Alumni Association.

The Manual softball program spent \$10,000 on reconstructing the infield. Also, a visitor's dugout was completed at a cost of \$3,000.

**EXTRA SERVICE PAY SCHEDULE 2005-06**

**ATHLETIC AND RELATED ACTIVITIES IN SENIOR HIGH SCHOOLS**

TITLE		STEP 0	STEP 1	STEP 2	STEP 3	STEP 4
Athletic Director		4186	4840	5494	6148	6802
Head Football		3488	4034	4578	5124	5669
Head Basketball (1)		3488	4034	4578	5124	5669
Asst. Football		2093	2420	2747	3074	3401
JV Basketball (1)		2093	2420	2747	3074	3401
Track (1)		2093	2420	2747	3074	3401
Baseball		2093	2420	2747	3074	3401
Softball		2093	2420	2747	3074	3401
Wrestling		2093	2420	2747	3074	3401
Volleyball		2093	2420	2747	3074	3401
Cheerleaders		2093	2420	2747	3074	3401
JROTC Rifle Team		2093	2420	2747	3074	3401
Sch Tech Coordinator		2093	2420	2747	3074	3401
Drill Corps		1744	2020	2289	2562	2834
Cross Country (1)		1744	2020	2289	2562	2834
Field Hockey		1744	2020	2289	2562	2834
Soccer (1)		1744	2020	2289	2562	2834
Tennis (1)		1744	2020	2289	2562	2834
JV Volleyball		1395	1613	1831	2049	2267
Golf (1)		1395	1613	1831	2049	2267
Swimming		1395	1613	1831	2049	2267
Chess Sponsor		1395	1613	1831	2049	2267
ROTC Drill Team		1395	1613	1831	2049	2267
Asst. Wrestling (2)	26	1395	1613	1831	2049	2267
Asst. Field Hockey (2)	JV SCH	1395	1613	1831	2049	2267
Asst. Track (1)(2)	32	1047	1210	1373	1537	1701
Asst. Soccer (1)(2)	JV SCH	1047	1210	1373	1537	1701
Freshman Basketball (1)		1047	1210	1373	1537	1701
Freshman Football		1047	1210	1373	1537	1701

**ASSISTANT ATHLETIC DIRECTOR'S (GAME MANAGERS)**

TITLE		STEP 0	STEP 1	STEP 2	STEP 3	STEP 4
Assistant Athletic Director		1700	2000	2300	2600	3000


Schools will be required to pay the listed Board approved scale. However, step progression **is not** mandatory.

**SCHOOL FUNDED SPORT/SUPPORT POSITIONS**

TITLE		STEP 0	STEP 1	STEP 2	STEP 3	STEP 4
SCHOOL FUNDED SPORT/SUPPORT		200	500	800	1100	1400


Schools will be required to pay the listed Board approved scale. However, step progression **is not** mandatory.

**OTHER ACTIVITIES IN SENIOR HIGH SCHOOLS AND \*YPAS**

Title	STEP 0	STEP 1	STEP 2	STEP 3	STEP 4
Band Director	3140	3630	4120	4611	5102
Academic Competition Coordinator	2093	2420	2747	3074	3401
Asst Band Director 	1395	1613	1831	2049	2267
*Choral Director	1395	1613	1831	2049	2267
Newspaper Sponsor	1395	1613	1831	2049	2267
Yearbook Sponsor	1395	1613	1831	2049	2267
*Drama Sponsor	1395	1613	1831	2049	2267
Speech and Debate	1395	1613	1831	2049	2267
*Instrumental Band Dir	1395	1613	1831	2049	2267
*Instrumental Strings Dir	1395	1613	1831	2049	2267
Orchestra (Concert) Dir	1395	1613	1831	2049	2267
Quick Recall Sponsor	1395	1613	1831	2049	2267
**JV Quick Recall Sponsor	500				
**Future Problem Solving Sponsor	318				


Band Director: Out of County Band Camp \$80.00 per day, Maximum 7 days

**ATHLETIC AND RELATED ACTIVITIES IN MIDDLE SCHOOLS**


TITLE	STEP 0	STEP 1	STEP 2	STEP 3	STEP 4
School Tech Coordinator	1744	2020	2289	2562	2834
Basketball 	1047	1210	1373	1537	1701
Academic Competition	1047	1210	1373	1537	1701
Cheerleaders	698	807	916	1025	1134
Drill Corps	349	403	458	512	567
Quick Recall	349	403	458	512	567
Future Problem Solving	349	403	458	512	567
Activities Sponsor	349	403	458	512	567

**ACTIVITIES IN ELEMENTARY SCHOOLS**

TITLE	STEP 0	STEP 1	STEP 2	STEP 3	STEP 4
School Tech Coordinator	1395	1613	1831	2049	2267

 Increment times 1.5 is paid to a person who coaches both teams.

 Increment is for teams which meet approved participation levels.

 Increment is for 100 or more members of marching band.

\*\* Paid by the Academic Competition Department and not subject to step increases.

**2005-2006 KHSAA TITLE IX ATHLETICS AUDIT**  
**Checklist - Overall Interscholastic Athletics Program**

KHSAA  
Form T41  
Rev. 9/05

**DIRECTIONS:**

For the Areas of Compliance (Opportunities and Benefits) listed on the left hand side of the page, place a checkmark under the appropriate column identifying whether your school provided an advantage to the Girls' Program, or to the Boys' Program or to Neither Program.

Areas of Compliance:	ADVANTAGE TO:		
	GIRLS' PROGRAM	BOYS' PROGRAM	NEITHER PROGRAM
<b>OPPORTUNITIES</b>			
Accommodation of Interest and Abilities			X
<b>BENEFITS</b>			
Equipment and Supplies			X
Scheduling of Games and Practice Time			X
Travel and Per Diem Allowances			X
Coaching			X
Locker Rooms, Practice and Competitive Facilities			X
Medical and Training Facilities and Services			X
Publicity			X
Support Services			X
Athletic Scholarships	N/A	N/A	N/A
Tutoring			X
Housing and Dining Facilities and Services	N/A	N/A	N/A
Recruitment of Student Athletes	N/A	N/A	N/A

Principal's Signature: *Beverly Kuper* Date: 4/11/06



**CORRECTIVE ACTION PLAN**

**DIRECTIONS:**

1. For Column 1, indicate the intended area which needs corrective action in order to achieve gender equity. For Column 2, write the suggested change or activities that will correct the area in need of alteration. For Column 3, include the estimated completion date for the changes or activities.
2. It is possible to attain compliance with Title IX and no longer need "corrective" action. However, the KHSAA strongly encourages compliant schools to identify items for improvement (Column 1), activities to accomplish the improvement (Column 2) and a timetable for completion (Column 3) that will strengthen the athletic program.
3. You may copy this form as needed. Please attach corrective action plans along with audit forms and submit by April 15, 2006.

COLUMN 1	COLUMN 2	COLUMN 3
ITEM FOR CORRECTION/ IMPROVEMENT	SUGGESTED CHANGE/ ACTIVITIES	TIME TABLE FOR CORRECTIVE ACTION/ COMPLETION
Lack of locker room/ restroom facilities for Field Hockey program.	JCPS and the F.H. booster club will remodel existing space at Meyers Hall adjacent to F.H. field.	Plan to begin work summer of 2006. <i>OK</i>
Lack of power to Field Hockey scoreboard.	Athletic department will join booster club in financing power to scoreboard.	Project will begin summer of 2006. <i>OK</i>

Principal's Signature: *Bruce Ferguson* Date: 7/11/06

**DATE:** 4/11/06  
**FROM:** Larry A. Wooldridge, AD  
**RE:** Status Report on 2004-05 Corrective Action Plan

1. Renovation of Meyer's Hall for a Field Hockey locker room/ restroom facility was postponed until the completion of the Field Hockey concession/ storage building due to a shortage of funds. The project should begin in the summer of 2006. Blue prints and JCPS approval for the project have been completed.
2. The Field Hockey concession/ storage building was completed in the spring of 2006.
3. The Field Hockey scoreboard will be operational in the summer of 2006.



2005-2006 INTERSCHOLASTIC  
ATHLETICS SURVEY  
Summary of Student Responses

KHSAA  
Form T63  
Rev. 9/05

School Name: DUPONT MANUAL HIGH SCHOOL  
School Enrollment: 1860  
Date: 4/11/06  
Completed By: LARRY A. WOOLDRIDGE

**Instructions:**

1. Summarize the Student Athletics Interest Surveys Form T-61 by listing the total number of responses on the line next to each sport.
2. Under the Other Category please provide a listing of the sports as well as the number of students who are interested in participating.
3. Please sign and date this Summary Form (T-63) and mail this Summary Form only to the KHSAA by April 15, 2006. Do not mail the student surveys (Form T-61). However, these Forms should be maintained in your files in the event they are requested subsequently.

1460 Number of Surveys <sup>80%</sup>  
1178 Total Returned (*A minimum of 80% return is expected*)  
9-11 Grades Surveyed (*Should be grades 9-11 and 8<sup>th</sup> grade if school has a feeder system*)

How Was The Survey Administered? ENGLISH CLASSES  
(e.g. was it given in all English classes, or all home rooms, or advisee/advisor?)

**KHSAA Sanctioned Fall Sports** (*List Total Number of Participation Responses*)

28 Cross Country (Girls)  
24 Cross Country (Boys)  
66 Football (Boys)  
1 Golf (Girls)  
9 Golf (Boys)  
23 Soccer (Girls)  
32 Soccer (Boys)  
17 Volleyball (Girls)

**Winter Sport** (*List Total Number of Participation Responses*)

<u>26</u>	Basketball (Girls)
<u>26</u>	Basketball (Boys)
<u>10</u>	Indoor Track (Girls)
<u>2</u>	Indoor Track (Boys)
<u>26</u>	Swimming & Diving (Girls)
<u>24</u>	Swimming & Diving (Boys)
<u>14</u>	Wrestling (Boys)
<u>      </u>	

**Spring Sport** (*List Total Number of Participation Responses*)

<u>20</u>	Baseball (Boys)
<u>12</u>	Fast Pitch Softball (Girls)
<u>N/A</u>	Slow Pitch Softball (Girls)
<u>14</u>	Tennis (Girls)
<u>12</u>	Tennis (Boys)
<u>25</u>	Track (Girls)
<u>25</u>	Track (Boys)

**Non-KHSAA Sanctioned Sports** (*From Student Survey T-61 Question 10*)

<u>58</u>	Archery
<u>44</u>	Field Hockey
<u>54</u>	Bowling
<u>22</u>	Boys' Gymnastics
<u>34</u>	Girls' Gymnastics
<u>27</u>	Ice Hockey
<u>32</u>	Boys' Lacrosse
<u>36</u>	Girls' Lacrosse
<u>39</u>	Rifle
<u>53</u>	Rodeo
<u>27</u>	Boys' Volleyball
<u>30</u>	Water Polo
<u>45</u>	Weightlifting

**Number of Students who participate in Intramural Sports**  
(*From Student Survey T-61 Question 5*)

<u>Sport</u>	<u>Number</u>
N/A	N/A

**List Intramural Sports students are interested in adding:**

*(From Student Survey T-61 Question 6)*

<u>Sport</u>	<u>Number</u>
BASKETBALL	45
ARCHERY	12

**Participation in Non-School Sports Activities**

*(From Student Survey T-61 Question 7)*

<u>Sport</u>	<u>Number</u>
LACROSSE	70
BOWLING	35
FIELD HOCKEY	46
BOYS VOLLEYBALL	12
ARCHERY	15

**Reasons for not participating in interscholastic athletics**

*(From Survey Question 8)*

- 220 I prefer other activities such as band, chorus, etc.
- 50 I don't have time
- 38 The practice schedules and game times are inconvenient
- 10 The sport I like isn't offered
- 5 It's too expensive
- 2 I prefer to participate in club or intramural sports
- 64 Working
- 205 Other:  
TOO MUCH HOMEWORK/ SCHOOL TOO DEMANDING

Student Suggestions to encourage participation

LESS HOMEWORK

MORE SKILLS TRAINING FOR THOSE LESS TALENTED IN A SPORT

MORE ANNOUNCEMENTS FOR TRYOUT DATES, ETC.

\_\_\_\_\_  
\_\_\_\_\_  
\_\_\_\_\_

Principal's Signature

*Beverly Keepers*

Date

*4/11/06*

Substantial Proportionality	A	
History and Continuing Practice Of Programs Expansion	B	X
Full and Effective Accommodation of Interest and Abilities	C	X

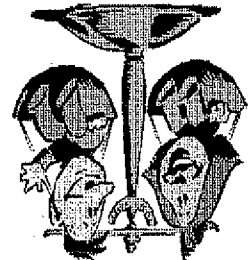
Area of Compliance:  
(Check One Or More)

1. **Completed Required Forms**
  - GE-19  Yes  No  Gender equity committee met twice in a 12 month period
  - Survey Student Interest Form  Yes  No
  - Summary Forms T-1 Thru T-41  Yes  No
  - Corrective Action Plan (Form T-60)  Yes  No
2. **Opportunities Component of Title IX Compliance**

School: Dupont Manual  
 Reviewed By: Phyllis Catlett  
 Date Of Visit: January 20, 2000  
 Telephone Number of Reviewer: (859) 299-5472

(For schools visited during the 1999-2000 school year)

## TITLE IX FINAL AUDIT REPORT



Comment:

Yes  No

3. Has the school properly surveyed its student body to accurately assess the interests and abilities of its students?

Comment:

Yes  No

C) If Full and Effective Accommodation of Interest and Abilities are chosen, does it appear that the school provides opportunities in areas of students' interest?

Comment:

Yes  No

B) If History and Continuing Practice Of Program Expansion are chosen; does it appear that the school has performed the calculation correctly?

Comment:

(If No, include in comments section and analysis of what is incorrect in the calculation.)

Yes  No

A) If Substantial Proportionality is chosen; does it appear that the school has performed the calculation correctly?

4. Checklist of the Title IX Components of the Interscholastic Program

Benefit to Students	Accommodation to Interests and Abilities	Equipment and Supplies	Scheduling of Games and Practice Time	Travel and Per Diem Allowances	Coaching	Locker Rooms, Practice and Competitive Facilities	Medical and Training Facilities and Services	Publicity	Support Services	Athletic Scholarships**	Tutoring**
Comments	X	X	X		X	X	X	X	X	N/A	X
		More storage space is necessary for several girls sports	The practice facility for field hockey at The University of Louisville limits adequate time for practice due to travel time and clean up.		Note: A large number of coaches are off campus for both boys/girls sports. This is not necessarily a gender equity issue.	There is a shower and locker shortage for the girls sports which could be improved. Facility improvement is needed in field hockey especially for practice.	School personnel need to establish a training room schedule which shows use by all athletes.				

OK 1/5/01



Housing and Dining Facilities **	X		
Recruitment of Student Athletes**	N/A		

5. Brief Summary/Analysis of The Corrective Action Plan (T-60)  
 The school plan includes improvement in number of lockers, showers, and restroom facilities for girls.  
 OK 1/5/01

6. Observed Deficiencies in Overall Girls and Boys Athletics Programs  
 Space is needed for facility improvement for expanding sports like field hockey.  
 OK 4/26/01

7. Facility Recommendations or Concerns

8. Recommended Action To Be Taken by KHSAA

Recommend Additional Steps For Title IX Compliance

Probation For

Fine In The Amount of \_\_\_\_\_

Prohibition From Post Season Play

Suspension From the Association

Notify Equity Division and KBE of Potential Title IX Violations

Notify Office Of Civil Rights and Request Federal Investigation of Possible Violations

9. KHSAA To Follow-Up Regarding Corrective Action If Necessary On The Following:

(Comments) Overall Dupont Manual appears to have lots of participation opportunities for female students. The school is also doing a good job overall with facility scheduling for both boys and girls.

On or before December 15, 2000 a timetable needs to be submitted to the KHSAA office with a plan for increasing the number of lockers and showers for girls. OK 1/5/01

(Prime Time Contest/Girls' Basketball) On or before December 15, 2000, the school is requested to provide information to the KHSAA concerning the number of "prime time" games scheduled (games to be played on Friday and/or Saturday nights) for its girls' varsity basketball team during the 2000/2001 season. The school should also provide similar information for the 1999/2000 season. To the extent that a fewer percentage of girls' games are played during prime times (when compared with the percentage of boys' games scheduled for prime times), the school shall advise the KHSAA of action it intends to take to immediately correct the difference.

OK 1/5/01

(Selection of Cheerleaders) On or before December 15, 2000, the school is requested to provide information to the KHSAA concerning the manner in which cheerleaders are selected for boys' and girls' teams. If cheerleaders are selected in such a way as to result in arguably better (i.e. "A" team vs. "B" team) cheerleaders performing at boys' events, the school shall also submit a plan under which cheerleaders of equal ability shall perform at an equal number of boys' and girls' games in comparable sport (i.e., boys' varsity and girls' varsity basketball game).

OK 1/5/01